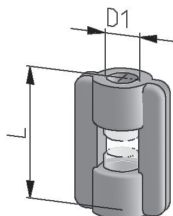



Couplers Type KS



Material:	S235JR	EN 10025-2
Finish:	forged, zinc electro plated	

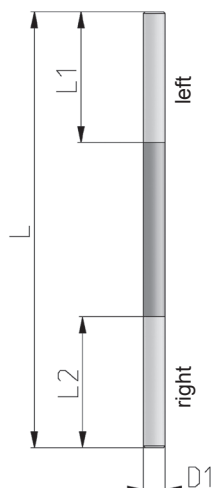
Article no.	D1	L	load chain [kN]	weight [kg]
KS-010-R-Z	M10	45	-	0,10
KS-012-R-Z	M12	45	4,7	0,10
KS-016-R-Z	M16	60	8,8	0,20
KS-020-R-Z	M20	75	13,8	0,50
KS-024-R-Z	M24	90	19,9	0,70
KS-030-R-Z	M30	105	31,6	1,20
KS-036-R-Z	M36	120	46,0	1,60



Thread rods Type GS with right hand thread

Material:	S235JR	EN 10025-2
Finish:	Thread DIN 13, rolled zinc electro plated or hot-dip galvanized	

Article no. zinc electro plated	Article no. hot-dip galvanized	D1	L	load chain [kN]	weight [kg]
GS-010x1000-R-Z	GS-010x1000-R-F	M10	1000	-	0,50
GS-012x1000-R-Z	GS-012x1000-R-F	M12	1000	4,7	0,71
GS-016x1000-R-Z	GS-016x1000-R-F	M16	1000	8,8	1,52
GS-020x1000-R-Z	GS-020x1000-R-F	M20	1000	13,8	2,05
GS-024x1000-R-Z	GS-024x1000-R-F	M24	1000	19,9	2,99
GS-030x1000-R-Z	GS-030x1000-R-F	M30	1000	31,6	4,73
GS-036x1000-R-Z	GS-036x1000-R-F	M36	1000	46,0	8,00



Tie rods Type ZLR with left and right hand thread

Material:	S235JR	EN 10025-2
Finish:	Thread DIN 13, rolled zinc electro plated or hot-dip galvanized	

Article no. zinc electro plated	Article no. hot-dip galvanized	D1	L	L1	L2	load chain [kN]	weight [kg]
ZLR-010x1000-R-Z	ZLR-010x0300-R-F	M10	250	80	80	-	0,14
ZLR-012x1000-R-Z	ZLR-012x0300-R-F	M12	300	80	80	4,7	0,27
ZLR-016x1000-R-Z	ZLR-016x0350-R-F	M16	350	100	100	8,8	0,55
ZLR-020x1000-R-Z	ZLR-020x0400-R-F	M20	400	120	120	13,8	0,99
ZLR-024x1000-R-Z	ZLR-024x0450-R-F	M24	450	140	140	19,9	1,60
ZLR-030x1000-R-Z	ZLR-030x0500-R-F	M30	500	160	160	31,6	2,77
ZLR-036x1000-R-Z	ZLR-036x0500-R-F	M36	500	180	180	46,0	4,00

Notes: Threaded rod type GS also available in L= 2000 and L = 3000.